

NEWINGTON

COMMUNITY

ASSOCIATION

**ARCHITECTURAL**

**STANDARDS**

*August 1, 2007*

**(updates July 23, 2008; December 2, 2009; March 4, 2015; August 3, 2017)**

## Table of Contents

ARTICLE I – EFFECTIVE DATE, AUTHORITY, AND REVISIONS.....	1
ARTICLE II – GENERAL REQUIREMENTS .....	1
Section 1. Types of houses.....	1
Section 2. Maintenance.....	2
Section 3. Project Requirements .....	2
Section 4. Material and style.....	2
Section 5. Fairfax County building permits and Miss Utility.....	2
Section 6. Damage to common ground.....	3
Section 7. Owner responsible for removal.....	3
ARTICLE III – ADDITIONS/EXTENSIONS (11/93, 8/07, 8/17).....	3
Section 1. Definition .....	3
Section 2. Notification of neighbors .....	3
Section 3. Request for approval.....	3
Section 4. Overall requirements.....	3
ARTICLE IV – DECKS FOR HOUSES (7/90, 8/07, 8/17).....	4
Section 1. Notification of neighbors in the townhouses .....	4
Section 2. Request for approval.....	4
Section 3. Material .....	4
Section 4. Overall requirements.....	5
ARTICLE V – PATIO ENCLOSURES FOR HOUSES (11/93, 8/07, 8/17).....	5
Section 1. Definition .....	5
Section 2. Notification of neighbors in the townhouses .....	5
Section 3. Request for approval.....	5
Section 4. Overall requirements.....	6
Section 5. Roof and gutters.....	6
Section 6. Walls .....	6
Section 7. Windows and doors.....	6
ARTICLE VI – OTHER PROJECTS.....	6
Section 1. Antennas and satellite dishes .....	6
Section 2. Attic Fans and ridge vents.....	6
Section 3. Awnings/patio covers/patio umbrellas.....	6
Section 4. Doors and storm/screen door combinations.....	7
Section 5. Fences .....	7

Section 6. Gutters and down spouts .....	8
Section 7. House Numbers.....	8
Section 8. Light Fixtures.....	8
Section 9. Landscaping, ground cover and yards .....	8
Section 10. Mailboxes.....	9
Section 11. Painting/staining .....	9
Section 12. Parged (pargeted) foundation walls .....	9
Section 13. Play equipment.....	9
Section 14. Raised flower beds and container gardens.....	9
Section 15. Roof and shingle replacement.....	10
Section 16. Sheds .....	10
Section 18. Skylights and Solar Panels.....	11
Section 19. Stoops and lead-in sidewalks.....	11
Section 20. Walls .....	11
Section 21. Window air conditioning units.....	11
Sections 22. Windows.....	11
Section 23. Handrails .....	12
Section 24. Holiday decorations .....	12
ARTICLE VII – APPLICATION PROCEDURES (8/07, 8/17).....	12
Section 1. Application procedures .....	12
Section 2. Architectural Control Committee action.....	13
Section 3. Board of Directors’ Action .....	13
Article VIII – APPEAL PROCEDURES (8/17).....	13
Section 1. How to appeal .....	13
Section 2. Oral hearing .....	13
Section 3. Decision on the appeal.....	13
Section 4. Appeal to the full Board of Directors .....	14
ARTICLE IX - ASSESSMENT OF CHARGES FOR ARCHITECTURAL STANDARDS VIOLATIONS (8/07).....	14

**ARCHITECTURAL STANDARDS FOR  
NEWINGTON COMMUNITY ASSOCIATION**

**ARTICLE I – EFFECTIVE DATE, AUTHORITY, AND REVISIONS**

**Section 1. Effective Date:** (11/93, 4/96, 1/99, 8/07) These Standards take effect on August 3, 2017, and supersede all other Architectural Standards. Projects that were approved prior to this date, or items that were in compliance under the previous Guidelines, may remain until the item needs repair or replacement. At that time, items must be brought into compliance with these Standards.

**Section 2. Authority:** (9/74) The Declaration of Covenants, Conditions and Restrictions Article VIII provides the basis for the Newington Community Association (NCA) Board of Directors' authority to establish and enforce Architectural Standards. The Covenants also permit latitude and discretion in dealing with specific situations and requests.

**Section 3. Advisory Committee:** (9/74) An Architectural Advisory Committee, composed of residents from throughout the community, assists the residents, homeowners, the Architectural Control Committee, and the Board of Directors in their tasks, and provides a broad spectrum of community opinions on the need for additional and/or revisions to current Standards.

**Section 4. Control Committee:** (9/74, 11/93) An Architectural Control Committee, composed of the President, Vice President, and the Secretary, is responsible for the approval/disapproval of architectural requests. The Control Committee is charged with the duty of preventing the erection of poorly designed or constructed improvements, as well as preserving the natural beauty of the community. The Control Committee may delegate its authority to a representative.

**Section 5. Revisions:** (11/93, 4/96) These Architectural Standards have been prepared by the Architectural Advisory Committee and approved by the Board of Directors to preserve the aesthetic qualities of the community and to keep the community in good repair and well maintained. These Standards will also assist homeowners in submitting requests for architectural changes to their homes and property. These Standards may be modified or changed from time to time whenever sufficient evidence is presented to the Board of Directors that warrants a re-evaluation of the Standards, or when experience gained demonstrates the necessity to reconsider a previously established Guideline. Proposed revisions will be printed in the newsletter at least 30 days prior to being presented at a Board meeting and voted on. Homeowners will be notified of any changes to these Standards. Revisions will be included as Addenda to the current Architectural Standards until significant changes warrant a complete reprinting. The complete Standards will only be reprinted after the printing and costs of distribution to all homeowners and residents have been included in the Association budget.

**ARTICLE II – GENERAL REQUIREMENTS**

**Section 1. Types of houses:** (11/93) There are four distinct types of houses in the Newington Community Association, known as Newington Station:

Newington Woods: Colonial-style townhouses with aluminum or vinyl siding and shutters.

Newington Place: Four units in each cluster of townhouses.

Newington Glen: Contemporary townhouses.

Woodmere: Colonial-style detached houses with aluminum or vinyl siding and shutters.

**Section 2. Maintenance:** (11/93, 7/08) Houses and detached structures must be maintained, in good repair, clean, professional looking, and in compliance with the Architectural Standards. Any worn out, rotted, or damaged areas must be repaired or replaced. All exterior repairs or replacements must be uniform to the existing exterior in color, material and style; including but not limited to siding, brick, gutters, roof shingles, wood trim, windows, and shutters.

**Section 3. Project Requirements:** (9/74, 4/89, 11/93, 4/96) Any exterior addition, alteration, modification, or change to any existing building or detached structure **MUST HAVE APPROVAL BEFORE ANY WORK IS UNDERTAKEN** or materials purchased. In these standards, the word change is defined “to make different in some particular way: modify: alter: and/or to accept something different.” Repair is “to restore by replacing a part of putting together what is torn or broken: fix: mend.” If in doubt, a written request should be submitted. In an emergency, when changes need to be made immediately, please refer to Article VII, Section 1, Application procedures, to obtain a preliminary telephone approval. All projects that are not repairs require prior approval.

Any exterior addition, alteration, modification or change to an existing building shall be compatible with the design character of the original building. Any new detached structure shall be compatible with the parent structure.

**Section 4. Material and style:** (9/74, 8/07) Only the use of exterior materials existing on the parent structure or compatible with the architectural design character of the community will be approved. All building materials must be in accordance with Fairfax County Code.

Only those areas that are painted should be repainted; those areas that are stained should be re-stained; unpainted surfaces and unstained areas, such as brick and metal flashing, shall remain unpainted and unstained.

**Section 5. Fairfax County building permits and Miss Utility:** (9/74, 11/93, 8/17) Approval of any project by the Architectural Control Committee does not waive the requirement to obtain County permits. All additions, modifications, and/or changes are subject to all regulations as established by the Virginia Uniform Statewide Building Code and Fairfax County Ordinances. It is the responsibility of the homeowner to obtain the necessary permits.

Obtaining a County permit does not waive the need for approval by the Architectural Control Committee.

The building permit number must be reported to the Community Manager before construction begins and the permit must be displayed during construction.

The permit holder (homeowner or builder) is responsible for arranging County inspections.

It is State Law that Miss Utility must be called 2 business days before ANY digging is performed. Call 811 or 1-800-552-7001; this is a free service.

**Section 6. Damage to common ground:** (11/93) If the common ground is damaged as a result of any construction, it must be restored to its original state at the expense of the resident who had the construction done.

**Section 7. Owner responsible for removal:** (4/89) Ignorance of the provisions of these Standards is no excuse for non-compliance. If any project is in progress or has been completed without the approval of the Architectural Control Committee, and subsequent approval is not granted, the owner/resident is responsible for removing the project and for any monetary loss incurred as a result of removing such a project.

### ARTICLE III – ADDITIONS/EXTENSIONS (11/93, 8/07, 8/17)

**Section 1. Definition:** (8/07) An addition/extension is a ground level add-on structure permanently attached to the house. Unlike a patio enclosure, an addition/extension is intended for year-round use. For a definition of Patio Enclosure, refer to Article V, Section 1.

**Section 2. Notification of neighbors:** (8/07) Applicants in the townhouses must notify the neighbors and request written acknowledgement and comments about the pending addition/extension from the two adjacent neighbors/homeowners. These comments must be submitted to the Community Manager along with the Architectural Request Form.

**Section 3. Request for approval:** (8/07) Tentative Architectural Control Committee and Board approval for the proposed architectural plans must be obtained before applying for the Fairfax County building permit. When the NCA Architectural Request Form is submitted, the plans and plat must be identical to those which will be submitted to the County. Because Newington Station has different house styles and the topography for each home varies, each request will be assessed individually considering the house style and the surrounding environment.

Final NCA approval is contingent on Fairfax County approval of the plans and on the building permit being issued. Any exterior design change must be resubmitted to NCA for final approval.

**Section 4. Overall requirements:** (8/07, 8/17) All additions/extensions will be constructed entirely to the rear of the house. In Woodmere, additions may also be constructed vertically. All additions/extensions must meet Fairfax County setback requirements for the addition/extension being constructed.

All additions/extensions for end unit townhouses must remain 10 feet in from the side lot line and/or may not extend past current side wall of existing structure, both applying to the side not adjacent to a house.

All additions/extensions must be rectangular or square. The foundation must be constructed to match that of the primary structure. The overall height of addition/extensions in the townhouses may not exceed one story. The addition/extension must have central air conditioning and heating.

**Section 5. Roof and gutters:** The roof must be identical in appearance, color, and material as the roof on the primary structure. No part of the roof may block or cover existing windows on other levels of the townhouse. Gutters and downspouts will be of the same appearance and color as those on the primary structure. Drainage will be appropriate for the addition/extension and will not adversely affect neighbors. If subsequent to the construction, a drainage problem occurs, it shall be the responsibility to the homeowner who has built the addition to correct it.

**Section 6. Walls:** The room addition/extension must have three exterior walls. The exterior wall adjacent to another townhouse must meet Fairfax County fire code regulations to prevent spread of fire. Material, color, and appearance of the exterior portions of the addition/extension must match the exterior of the primary structure.

**Section 7. Windows and doors:** Party line wall extensions may not have windows or doors on the wall facing the adjacent resident. Doors must match style and color of that on the primary structure. The addition/extension must have permanent windows which match the windows on the primary structure both in material and size. The type of trim and the paint color must match that on the primary structure. (See Article VI, Section 22 on Windows.)

Shutters, awnings, canopies, or jalousie style windows are not allowed. Having only screens with no windows is not allowed.

#### **ARTICLE IV – DECKS FOR HOUSES (7/90, 8/07, 8/17)**

**Section 1. Notification of neighbors in the townhouses:** (8/07) Applicant must notify the neighbors and request written acknowledgement and comments about the pending construction of decks above ground level from the two adjacent neighbors/homeowners. These comments must be submitted to the Community Manager along with the Architectural Request Form.

**Section 2. Request for approval:** (8/07) Tentative Architectural Control Committee and Board approval of the proposed architectural plans must be obtained before applying for the Fairfax County building permit. When the NCA Architectural Request Form is submitted, the plans and plat must be identical to those which will be submitted to the County. Because Newington Station has different house styles and the topography for each home varies, each request will be assessed individually considering the housing style and the surrounding environment.

Final NCA approval is contingent on Fairfax County approval of the plans and on the building permit being issued. Any exterior design change must be resubmitted to NCA for final approval.

**Section 3. Material:** (8/07, 8/17) Decks must be constructed of pressure treated wood, plastic lumber, or composite lumber. Composite and/or plastic lumbers must be comprised of at least 90% recycled materials. In Newington Woods and Newington Place, the wood must be left to age naturally, except

that a clear preservative may be used. In Newington Glen, the wood may be left to age naturally, but, if stained, must be the same color as the trim on the townhouse. Composite or plastic lumber must be a wood tone.

**Section 4. Overall requirements:** (8/07, 8/17) Decks are to remain entirely behind the house. Decks must be set back a minimum of 1 foot from each side lot line for all townhouses in the inside of a row. In the case of an end unit, the deck or stairs may come to the side lot line on the side of the townhouse that has no adjacent house, but the deck or stairs may not wrap around the side. The set back on the common-wall side must be a minimum of 1 foot.

Townhouses may have a deck or a patio enclosure, but may not have both structures. The deck may be rectangular or square. Corners may be squared or angled. If angled, the corners may be cut off a maximum of 2 feet on each side.

Guardrails must be utilized when regulated by Fairfax County. When utilized, whether required or not, guards must meet Fairfax County standards.

Stairs are optional.

Privacy partitions are optional, but may not exceed 6 feet in height. Partitions may only be constructed on the sides of the deck, but not on the rear of deck. Any partitions must conform to the deck structure and style.

Decks shall not be enclosed below the deck.

When the kitchen or dining room window is replaced with a door, if the door is wood, it must be painted to match the house trim color. If the door is vinyl, vinyl-clad or metal-clad, see section on windows.

## **ARTICLE V – PATIO ENCLOSURES FOR HOUSES (11/93, 8/07, 8/17)**

**Section 1. Definition:** (8/07) A patio enclosure is an add-on structure permanently attached to the house. A patio enclosure is not intended for year-round use.

**Section 2. Notification of neighbors in the townhouses:** (8/07) Applicant must notify the two adjacent neighbors and request written acknowledgement and comments about the pending construction from them. These comments must be submitted to the Community Manager along with the Architectural Request Form.

**Section 3. Request for approval:** Tentative Architectural Control Committee and Board approval for the proposed architectural plans must be obtained before applying for the Fairfax County building permit. When the NCA Architectural Request form is submitted, the plans and plat must be identical to those which will be submitted to the County. Because Newington Station has different distinct house styles and the topography for each home varies, each request will be assessed individually considering the house style and the surrounding environment.



Final NCA approval is contingent on Fairfax County approval of the plans and on the building permit being issued. Any exterior design change must be resubmitted to NCA for final approval.

**Section 4. Overall requirements:** (8/07, 8/17) The enclosure must be constructed to the rear of the house and must be rectangular or square. The enclosure must not wrap around the house. The enclosure must cover the existing sliding glass door in the townhouses, be built on a concrete slab, and its overall height may not exceed one story.

Townhouses may have a deck or a patio enclosure, but may not have both structures.

The enclosure must not be connected to the central air conditioning or heating system of the primary structure.

**Section 5. Roof and gutters:** The roof must be identical in appearance, color, and material as the roof on the primary structure. No part of the roof may block or cover existing windows on other levels of the townhouse. Gutters and downspouts will be of the same appearance and color as those on the primary structure. Drainage will be appropriate for the enclosure and will not adversely affect neighbors. If subsequent to the construction, a drainage problem occurs, it shall be the responsibility to the homeowner who has built the enclosure to correct it.

**Section 6. Walls:** The enclosure must have three walls. Party line walls must not have windows or doors on the wall facing the adjacent resident. A solid wall with a 6-inch transom at the top of the wall is allowable. Only one wall may be glass from the eaves to the foundation. The materials and color of the walls must match the exterior of the primary structure. However, if the enclosure has kneewalls, they may be constructed of brick.

**Section 7. Windows and doors:** The enclosure must have permanent windows. See window replacements in Article VI, Section 22. Shutters, awnings, canopies, or jalousie style windows or screens only are not allowed.

## ARTICLE VI – OTHER PROJECTS

**Section 1. Antennas and satellite dishes:** (9/74, 4/89, 6/95, 7/01, 8/07) For both townhomes and detached homes, one digital satellite dish system, no larger than one meter in diameter, is permitted. In addition to a dish, detached homes may have one exterior metal wire-type antenna. Installation of either a dish or antenna should be at the rear of the home and located as inconspicuously as possible. No exterior antennas shall be erected on any building or lot in the townhouse areas.

**Section 2. Attic Fans and ridge vents:** (11/93) Any exterior portion of the fan or ventilation unit must be installed only on the rear portion of the roof. Ridge vents are allowed.

**Section 3. Awnings/patio covers/patio umbrellas:** (9/74, 4/89, 8/07) The installation of awnings over windows and doors is prohibited within the Association. Retractable awnings over decks and patios within in the Association will be considered on an individual basis.

Patio umbrellas up to 8 feet in diameter are permitted.

**Section 4. Doors and storm/screen door combinations:** (9/74, 4/89, 11/93, 8/07) All replacement doors must be consistent with the style of the house.

In Newington Glen, all storm doors must be full view. In Newington Place, all storm doors must be white and full view or colonial style. In all other sections, storm/screen doors must be colonial style or full view, and the color of the storm/screen door must be white or the same color as the existing door, shutters, or trim. Any chipping or fading to the paint requires repainting and dented or damaged doors must be repaired or replaced.

**Section 5. Fences:** (9/74, 11/93, 8/07) Fences may be constructed only in side or rear yards and shall not extend into the area between the street and the front building restriction line. Fences for Newington Woods end units, where entrances are not into a brick front, must not extend past the rear building restriction line.

Fences may not obstruct sight lines for vehicular traffic.

All fences must be constructed of oak, cedar, composite lumber or pressure treated wood and left unstained to weather naturally, except fences in Newington Glen which, if stained, must match the color of the exterior trim on the townhouse. Composite wood must be a wood tone. A clear preservative may be used on all fences. Chain link, window screen material, lattice, or galvanized metal fencing is not allowed. The following conditions require fence repair, replacement, or removal: section leaning/falling over; section loose from post; rotted boards; missing boards; significantly warped boards; missing gate; boards rotted, missing or warped in gate; gate hanging loose from post; boards stained or painted color other than natural wood (except Newington Glen stain as cited above).

Height Restrictions for Fences:

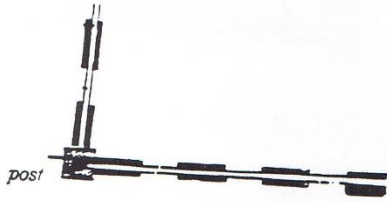
Fencing that divides/borders property lines between townhouses must be 6 feet in height. The rear fence may be either 4 or 6 feet in height, and end unit townhouses may use 4 or 6 foot fencing in the rear and on the side not adjoining their neighbors.

Due to topography, heights other than 4 or 6 feet for both townhouses and detached houses will be considered on an individual basis.

Style:


In Newington Glen, the style may be either board-on-board or alternate board. In Newington Woods and Newington Place, the style is board on board. For detached houses only, all other styles of wood fences will be considered on an individual basis.

Diagrams are not to scale.



#### ALTERNATE BOARD

Boards are in the same position  
On opposite sides of the stringer



#### BOARD-ON-BOARD

Boards are staggered on  
opposite sides of the stringer

**Section 6. Gutters and down spouts:** (11/93, 8/07) Missing, damaged, or clogged rain gutters and down spouts must be repaired or replaced. Chipped or peeling paint on rain gutters and down spouts requires painting.

In Newington Woods, Newington Place, or Woodmere, the color of gutters and down spouts must be white, off-white or match the trim or siding color on the house. Newington Glen must have brown gutters and down spouts.

**Section 7. House Numbers:** (11/93) Missing house numbers must be replaced. House numbers must be in clear view and easily readable in case of emergency. They may not be the same color as the material on which they are mounted. Foliage obscuring the house number must be trimmed.

The house number board must be properly maintained.

**Section 8. Light Fixtures:** (1/90, 11/93, 6/95, 8/07, 12/09) All light fixtures (porch lights) must be black, white or brass. Light fixtures attached to the townhouse/single family home must be maintained in good repair. Bulbs must be white in color (with the exception of bug lights) and must be covered (i.e. no bare bulbs). Lamp posts are considered on a case by case basis and must have prior approval.

Porch light/motion sensor combinations may be used on the front of a townhouse/single family home provided they are in compliance with the design allowed for their particular style of townhouse/single family home and placed in the area normally used for porch lights. The light socket must not be exposed and prior approval is required prior to installation for design and location. Flood lights are not allowed on the front of townhouses/single family homes.

Flood lights/motion sensors/security lights are allowed in the rear of a townhouse/single family home (with prior approval). The arc of the light must not extend into the adjoining neighbor's yard. End townhouses may have a security/motion sensor placed on the corner of the townhouse pending approval of location and design

**Section 9. Landscaping, ground cover and yards:** (9/74, 4/89, 4/96, 8/07, 7/08, 12/09, 8/17) The yards of all townhouses and detached houses must have some type of ground cover, i.e. no bare ground, and be well maintained so as not to detract from the overall appearance of the community. Grass height must not exceed 6 inches. This does not pertain to ornamental grasses used in landscaped gardens. An ornamental hedge may be grown along the perimeter of the front yard of any lot, provided that the hedge

is kept neatly trimmed to a height of not more than 3 feet. Garden bed edging must not be more than 8 inches in height and does not require prior approval. Overall plants exceeding 18 inches in height, including (but not limited to) ornamental grasses, flowers, shrubs, edging, and container plantings cannot encompass more than 50% of a front yard.

Typical garden statuary are permitted in the front yard provided they are no higher than 3 feet tall. All other statues must be placed in the back yard and be of reasonable height

An Exterior Project Request Form must be completed when landscaping in the front or back yards will involve any type of materials (i.e. fencing, patios, walls, structures, lattice work, fountains, etc.) or when the topography of the land will be altered.

All trees and shrubs must be kept neatly trimmed. They must not obstruct sidewalks and walkways, encroach on a neighbor's lot, or obstruct vehicular sight lines. Dead trees and shrubs must be removed. Removal or grinding of tree or shrub stump to ground level is required.

Loose trash (such as newspaper, food wrappers, etc.) and leaves in yards and under foliage must be picked up and not allowed to accumulate.

**Section 10. Mailboxes:** (11/93) All mailboxes in Woodmere must conform to the United States Postal Service requirements. Damaged or rusty mailboxes must be repaired or replaced.

**Section 11. Painting/staining:** (9/74, 4/89, 11/93, 6/95, 8/07, 7/08) In Newington Glen, each cluster must remain stained the same color hue. All stains must be solid, not transparent.

In Newington Place, the two outside/end units must look alike. The two adjoining/center units must look alike.

Paint and stain colors must be consistent with the aesthetics of the community. Chipped or peeling paint must be repaired. Areas of bare wood must be painted

**Section 12. Parged (pargeted) foundation walls:** (9/74) Parged foundation walls and parged retaining walls may be painted white or the same color as the existing siding.

**Section 13. Play equipment:** (9/74, 4/89) Play equipment such as swings, slides, and playhouses are acceptable, provided that such equipment is located directly behind the house. Play equipment must be maintained in good condition and in such a manner so as not to create a safety hazard or unsightly appearance, and may not exceed 10 feet in total height. Private play equipment shall not be installed on common grounds.

**Section 14. Raised flower beds and container gardens:** (11/9, 8/07, 8/17) In Newington Glen, unless landscaping timbers are used, all wood is to be stained to match the fence and trim. In all other areas, landscaping timbers or pressure treated wood is to be used and left unpainted or unstained to weather naturally. A clear preservative may be used. Natural brick, stone, or slate may also be used. Container gardens (defined as planters in which roots are contained) are allowed but must be well maintained and should not encompass more than 20% of the yard.

**Section 15. Roof and shingle replacement:** (11/93) Asphalt roofs show their age when the mineral granules wear off and black asphalt shows through. If the corners and edges of the shingles begin to crack, curl, and/or “bubble up,” this indicates the roof is deteriorating. The asphalt composition has begun to dry out and lose the elasticity that helps provide a weatherproof seal. Any roof with the above characteristics must be repaired or replaced. Loose or missing shingles must be repaired or replaced.

In Newington Glen, the roof color must remain similar to the color of the adjoining units. In Newington Place, the roof colors of the two outside/end units must look alike. The two adjoining/center unit’ roof colors must look alike

**Section 16. Sheds:** (9/74, 11/93, 8/07) Sheds must not exceed 8 feet in height from ground level and only one is allowed per lot. Sheds may be erected only in the rear yard. Sheds must be placed next to a minimum 6-foot fence in the townhouse areas, and the side wall of the shed adjoining the fence should be completely screened by the fence.

A foundation of concrete or weather-resistant wood is required.

The rain runoff must be directed away from the house and not into the neighbor’s yard.

All sheds must be of a color so as not to attract undue attention. Dimensions and color are subject to approval.

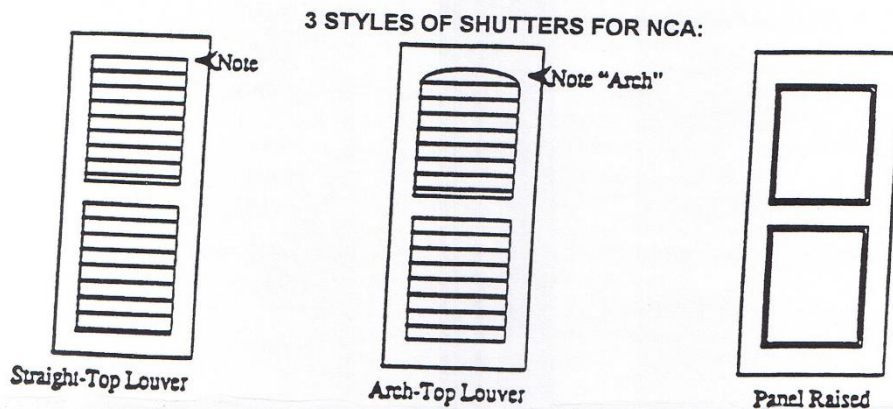
Sheds in disrepair must be removed, replaced, or repaired.

**Section 17. Shutters:** (9/74, 11/93, 8/07) Missing or cracked shutters must be replaced. ALL WINDOW SHUTTERS ON THE INDIVIDUAL HOME MUST MATCH IN SIZE (WIDTH AND HEIGHT), COLOR, AND STYLE. If replacing all the shutters, use 14 to 16 inch widths. You must cover the original installation holes.

All door shutters are optional, but must match window shutters in style and color. Door shutters must match size of doorframe.

Only louver or raised (solid panel shutters are allowed. Louver shutters may be straight-top or arch-top.

3 STYLES OF SHUTTERS FOR NCA:



**Section 18. Skylights and Solar Panels:** (11/93, 8/98, 8/17) Skylights may be placed either on the front or rear of the house. The style (flat, flat with opening capability, or bubble) is subject to approval based upon the visual appearance from sidewalk/street. Solar panels, tiles, etc. should be placed only on the rear roof of the house, however front of roof installations will be considered based on solar site assessment conducted by a *Virginia Alternative Energy System* Contractor.

**Section 19. Stoops and lead-in sidewalks:** (11/93, 4/96, 8/07) Front stoops and lead-in sidewalks may be constructed of concrete, slate, paving stones, or brick and may not be painted. They must be maintained in good condition and void of cracks or crumbling. The surface must be on the same plane; sections that have dropped or raised must be repaired or replaced. No outdoor carpeting or painting of stoops and sidewalks is allowed. Other materials will be considered on an individual basis.

**Section 20. Walls:** (9/74, 4/89) Walls (except retaining walls) are only permitted on detached homes.

Walls may be constructed only in side or rear yards and shall not extend into the area between the street and front building restriction line. Walls may not obstruct sight lines for vehicular traffic.

Retaining walls may be constructed of pressure treated wood. All other walls must be constructed of natural stone or brick.

Walls which divert groundwater onto adjoining properties, or which otherwise substantially change the existing drainage patterns will not be approved.

**Section 21. Window air conditioning units:** (11/93) Window air conditioning units are permitted only in the rear of the house.

**Sections 22. Windows:** (3/15, 8/17) In Newington Place, Newington Woods and Woodmere, all windows are double hung windows except for the bay windows which have one center picture window (not moving). The double hung window has two rectangular window sashes within one rectangular window frame. Grid patterns are Colonial and six squares per window sash. Some smaller windows are four per sash. In Newington Glen (contemporary style) window styles are either picture windows (not moving) or glider (horizontal sliding) windows. No windows in Newington Glen have mullions, grids or grilles.

Replacement windows shall be white vinyl, white vinyl-clad, or metal-clad. Window trim (wood or vinyl) must be white or blend with the existing siding color. Replacement windows in Newington Glen shall be brown.

Windows screens for openable windows are optional. When windows screens are used, all windows on any side of the home, must be screened. For example, if any window on the front of a home is screened, then every window on the front must be screened, however, the back or side of the same home is not required to have screens. Screens should match to the extent possible.

All windows on a home must match each other in style and grid pattern. If a window is being replaced by a door, the window replacement style and color scheme applies.

Owners must get approval for any style other than the original style installed as outlined in the first paragraph of this section. (i.e. changing from a double hung window with grids to a double hung without grids; any change in grid or grille pattern; going from two windows separated by a mullion to one window; etc.) Mutins (dividers/grids) will be optional although owners are encouraged to consider them.

Egress can only be installed in the rear of the home. Egress window approval will be based on size and placement as it relates to the existing window and proximity to homes next to it.

Definitions:

Mullion – vertical section that separates two windows that are placed side by side

Grids, grilles or mutins – dividers within a window sash. Can be permanent between the panes of glass or removable.

**Section 23. Handrails:** (8/05, 8/07) Handrails must be approved. See Article II, Section 3.

**Section 24. Holiday decorations:** (8/07) Holiday decorations are permitted on the exterior of a home thirty (30) days prior and thirty (30) days after a major holiday.

## ARTICLE VII – APPLICATION PROCEDURES (8/07, 8/17)

**Section 1. Application procedures:** (8/07, 8/17)

1. Requests for Exterior Project Forms (Architectural Request Forms) are available from the Community Manager, at the NCA website, and/or in the monthly newsletter. Forms must be submitted for any exterior addition, alteration, modification, or change. See Article II, Section 5, regarding county approvals.
2. In an emergency, when repairs must be made immediately, contact the Board and/or Community Manager via phone or email to obtain approval. A Request for Exterior Project form must still be submitted for the project.
3. A Request for Exterior Project (Architectural Request) form describing a project must be submitted to the NCA community office. It must be accompanied by a legal size, stamped, self-addressed envelope.
4. The description of the project shall include: what is to be done, height, width, length, shape, color, type materials, and/or location of the proposed project. Photographs or sketches of similar completed projects would aid the review process.
5. Depending on the type of project being proposed, also include paint samples, comments from neighbors on the proposed construction, and a plat showing the location of the project, as necessary.
6. The Architectural Control Committee will approve or disapprove the request within 30 days after the request is received, unless extenuating circumstances arise.

7. Approval is valid for 1 year from the date of approval. After this date, the request must be resubmitted.

**Section 2. Architectural Control Committee action:** (8/17)

Applications will be processed by the Architectural Control Committee which shall approve or disapprove the requests. All matters within the jurisdiction of the Architectural Control Committee, including but not limited to decisions on architectural proposals, shall be acted upon by the majority agreement of the President, Vice-President, and the Secretary.

In the event that they are unable to agree on any particular matter, such matter shall be referred to the full Board of Directors for decision.

**Section 3. Board of Directors' Action:** (8/07)

The NCA Architectural Control Committee shall approve or disapprove the architectural request.

If a request is disapproved, either by the Architectural Control Committee or the full Board, the President or Board Liaison shall send a letter to the member specifically stating the reasons for such disapproval, and advising the member of the right to appeal.

**Article VIII – APPEAL PROCEDURES (8/17)**

**Section 1. How to appeal:** (8/17) To appeal, the member of the Association must send a written notice to the President of the Association within 30 days of receipt of the letter of disapproval. The appeal shall reference the decision on the architectural request and shall state:

- The basis of the appeal as specifically as possible;
- Whether he/she desires an oral hearing or whether the appeal will be submitted in writing; and
- If an oral hearing is requested the names, addresses, and phone numbers of any person(s) he/she wishes to attend such a hearing. If desired, Architectural Advisory Committee members may also be called to the oral hearing.

**Section 2. Oral hearing:** Any member of the Association who has requested an oral hearing shall be entitled to bring to that hearing any person(s) to serve in whatever capacity and for whatever purpose desired. Such member of the Association may, if so desired, appear in person but reserve the right to be represented by any designated person. Within 15 days of receipt of notice of any appeal which requests an oral hearing, the President of the Association shall, in writing, notify the member of the time and place of the hearing. The oral hearing must be held within 30 days of receipt of the notice of appeal.

**Section 3. Decision on the appeal:** Within 15 days from the close of the oral hearing or within 30 days of receipt of the notice of appeal, in the event such notice does not request a hearing, the President shall, in writing notify the member of the Association of the decision on the appeal.



**Section 4. Appeal to the full Board of Directors:** In the event that a member of the Association desires to appeal the decision of the Architectural Control Committee to the full Board of Directors, the procedures set forth in paragraphs 1 through 4 in this section shall apply, except that:

- The decision of the Board of Directors shall be rendered not later than the next regularly scheduled meeting of the Board of Directors; and
- The decision of the Board of Directors is final and further appeal may not be made.

#### **ARTICLE IX - ASSESSMENT OF CHARGES FOR ARCHITECTURAL STANDARDS VIOLATIONS (8/07)**

The assessment of charges for Architectural Standards violations will be controlled by the Violations Procedures Policy in effect at the time of the violation.